










<div>  <div> <h2>HILLVIEW SENIOR MEN'S GOLF LEAGUE</h2> <div> NEXT LUNCHEON SEPTEMBER 17 39th SEASON </div>  </div> </div>														
MEMBERS		ROUND 18 TEE-TIME LIST SCHEDULED NINE	ROUND 17 RESULTS ---- 8/27/25					HISTORY						
					Points over Old Quota		Points Scored		Won in 2025 **	Old Quota	Minimum Point Score***	Average Point Score****	Last 3 Scores Adjstd Pts	
			New Quota*	Assigned Flight			Front	Back					Recent->	
ADEY	DAVE	Front	6	C	-5		1	\$40	6	5	3.3	4	8	5
AMERAULT	BOB	Front	11	B	+2	B Back \$40	12	\$100	10	9	9.3	11	11	12
ANGELO	JOHN	Back	7	B	-3		5	\$90	8	7	6.1	7	7	7
ANNAIAN	ROBERT	Front	1	D	-1		0	\$0	1	0	0.9	0	1	0
ARMSTRONG	TOM	Front	9	B	-2		7	\$100	9	8	7.6	9	10	8
ASSINI	RON	Front	8	C	+5	C Back \$40	11	\$80	6	5	5.9	6	6	11
BARBOSA	RICHARD	Back	3	D	-2		2	\$50	4	3	2.2	4	3	3
BARLETTA	JOE	Back	3	D	+1		4	\$0	3	2	2.5	4	2	4
BARRASSO	ED	Front		D				\$0					2	6
BARRY	DAVID	Back	6	B				\$40	6	5	5.0	5	5	6
BARRY	GREG	Front	7	B				\$60	7	6	5.9	8	9	7
BASTIANI	TONY	Front	4	D	-1		4	\$40	5	4	3.5	4	4	4
BATTLES	RICHARD	Front	6	B	-3		4	\$80	7	6	6.1	6	6	6
BEAUCAIRE	JIM	Front	2	D				\$10	2	1	1.8	2	1	1
BEAUPRE	RONALD	Front	7	C				\$10	7	6	5.0	8	6	6
BEIGHLEY	JAMES	Back	4	D	-1		3	\$20	4	3	3.1	3	4	3
BENTLEY	ROBERT	Front	11	A	EVEN		11	\$50	11	10	9.4	12	10	11
BERRY	BILL	Back	4	D				\$20	4	3	1.9	2	3	6
BERTETTI	DAVE	Front	2	D				\$10	2	1	1.7	2	1	1
BESSONE	CARLO	Front	8	B	+1	B Back \$10	9	\$100	8	7	6.1	9	7	9
BISHOP	DAVID	Back	9	A	EVEN		9	\$20	9	8	8.2	9	9	9
BLACKWOOD	BRIAN	Back	5	C	-1		4	\$60	5	4	3.5	6	4	4
BLEIR	KEVIN	Front	3	D	EVEN		3	\$10	3	2	1.7	4	2	3
BONGIOVANNI	ANTHONY	Back	2	D				\$20	2	1	1.4	3	1	1
BONO	JACK	Front	9	A	+2		10	\$10	8	7	7.3	7	9	10
BOOTH	WALTER	Back	5	C				\$60	5	4	4.2	5	5	6
BOTELHO	ARTHUR	Back	4	C	+1	C Front \$10	4	\$40	3	2	3.2	3	3	4
BOYCE	BOB	Front	4	C	-1		3	\$40	4	3	3.9	5	4	3
BROWN	LARRY	Back	5	D	-2		3	\$90	5	4	2.9	8	5	4
BROWN	RICHARD	Back	4	C	-1		3	\$0	4	3	3.8	5	5	3
BUCKLEY	JIM	Back	5	C	+1	C Front \$10	6	\$10	5	4	4.7	5	5	6
BURKE	ED	Front	11	A				\$30	11	10	9.1	10	10	12
BURKE	HANK	Front	11	A				\$60	11	10	9.3	13	10	10
BURKE	JOE	Front	5	C				\$50	5	4	4.4	5	5	4
BUTCHER	SIMON	Back	6	B	-5		2	\$0	7	6	4.9	8	6	6
CALVERT	IAN	Back	8	A	EVEN		8	\$60	8	7	8.0	8	8	8
CANNON	JERRY	Back	3	D	+1		3	\$40	2	1	2.7	2	2	3
CAPOZZI	DAN	Back	9	B	EVEN		9	\$40	9	8	8.4	9	8	9
CARDOZA	PAT	Back	3	D	-3		1	\$60	4	3	2.5	3	3	3
CARUCCI	CHARLES	Front	3	D				\$0	3	2	3.2	2	2	2
CATANZANO	PAUL	Back	8	A	EVEN		8	\$0	8	7	7.4	8	7	8
CAVALLARO	SEB	Front	6	C	+2		8	\$70	6	5	4.8	5	5	8
CHAISSON	ALEX	Back	6	C	-5		1	\$90	6	5	3.1	4	8	5
CIACCIA	TOM	Front	5	D	EVEN		5	\$70	5	4	3.5	5	6	5
CIULLA	GUS	Front	6	B	-1		5	\$20	6	5	5.5	6	5	5
COCCHIARO	TONY	Back	7	A				\$80	7	6	6.2	7	7	8
COLEMAN	FRANCIS	Back	7	C	-6		1	\$60	7	6	5.9	8	8	6

<div>  <div> <h2>HILLVIEW SENIOR MEN'S GOLF LEAGUE</h2> <div> NEXT LUNCHEON SEPTEMBER 17 39th SEASON </div>  </div> </div>														
MEMBERS		ROUND 18 TEE-TIME LIST SCHEDULED NINE	ROUND 17 RESULTS ---- 8/27/25					HISTORY						
					Points over Old Quota		Points Scored		Won in 2025 **	Old Quota	Minimum Point Score***	Average Point Score****	Last 3 Scores Adjstd Pts Recent->	
			New Quota*	Assigned Flight			Front	Back						
COLLINS	BILL	Front	7	B	EVEN		7		\$50	7	6	6.6	8	8
CONSTANTINE	PETER	Front	3	D	+1		4		\$30	3	2	2.4	4	2
COSTELLO	PETER	Back	9	A	+1		10		\$10	9	8	8.9	8	8
CRANNEL	JON	Back	10	A					\$40	10	9	9.3	10	9
CRAWFORD	JOHN	Front	8	B	-1			7	\$50	8	7	6.5	6	9
CREIGHTON	BOB	Back	9	A	EVEN		10		\$50	10	9	8.7	9	9
CUOZZO	BOB	Back	5	C	-1		5		\$30	6	5	4.8	6	5
CURRAN	DAVE	Front	3	D	-2			2	\$10	4	3	2.9	4	3
D'ENTREMONT	ROGER	Front	2	D					\$0	2	1	1.2	2	2
DASCOLI	ERNIE	Front	9	A	-5			5	\$40	10	9	8.2	9	9
DEHART	DON	Front	7	B					\$0	7	6	5.1	8	6
DENARO	PAUL	Front	4	D	+3	D Back \$10		5	\$70	2	1	2.1	3	2
DEVOE	ARMAND	Back	3	D	EVEN		3		\$40	3	2	2.2	2	3
DILIEGRO	TOM	Back	4	D	-1		3		\$90	4	3	2.7	3	5
DINSMORE	FRANK	Back	13	A	-5		9		\$50	14	13	12.0	13	13
DORSEY	PAUL	Back	6	C	-1		5		\$50	6	5	4.9	4	7
DOUCETTE	ROBERT	Back	7	B	+1		8		\$60	7	6	6.4	7	6
EMMA	SAL	Back	4	D					\$60	4	3	3.3	3	3
ETHIER	JAMIE	Front	8	B	-3			5	\$10	8	7	6.7	8	10
FAY	STEVE	Front	2	D	+1			3	\$20	2	1	1.5	1	3
FERRARO	FRANK	Back	7	B	-3		4		\$40	7	6	5.9	8	7
FEYRE	TOM	Front	10	A					\$70	10	9	8.2	12	9
FILOSI	JOHN	Front	11	A	+1			12	\$20	11	10	10.5	11	10
FISHER	WAYNE	Back	10	A	+2	A Front \$20	12		\$100	10	9	8.4	10	9
FITZGERALD	DAVE	Back	7	A	+1		8		\$20	7	6	6.9	7	7
FITZGERALD	RAY	Back	4	D	+3	D Front \$40	5		\$70	2	1	2.4	2	1
FLYNN	JIM	Front	6	B	-1			6	\$10	7	6	5.8	7	7
FORD	JOHN	Front	2	D					\$20	2	1	1.0	2	1
FRANZOSA	PAT	Back	6	B	-2		4		\$50	6	5	4.9	5	7
FULLERTON	PAUL	Back	10	A					\$0	10	9	9.2	11	9
GILARDI	LOU	Back	7	C	+3	C Front \$40	9		\$50	6	5	5.4	6	5
GIRARD	BUD	Back	9	A	-1		9		\$60	10	9	8.6	9	9
GOULD	DAVE	Back	6	B	+3	B Front \$20	8		\$20	5	4	4.8	6	4
GRANEY	JOHN	Back	3	D	-1		2		\$30	3	2	2.3	3	2
GRANNAN	BILL	Back	10	C	-1		9		\$60	10	9	8.2	9	11
GREEN	TIM	Back	8	A	EVEN		8		\$30	8	7	7.1	7	9
GUNDRUM	ED	Front	6	C	+2			8	\$50	6	5	4.5	5	8
HAGER	GARY	Front	2	D	EVEN			2	\$70	2	1	1.6	2	2
HAHN	TERRY	Front	6	D	+4	D Back \$40	8		\$110	4	3	3.4	3	5
HARVEY	DON	Front	8	B	+1	B Back \$10		8	\$40	7	6	6.0	9	6
HENDERSON	RON	Front	7	C	+4	C Back \$10		10	\$40	6	5	4.6	5	5
HOBBY	HARRIE	Back	6	B	EVEN		7		\$40	7	6	5.2	6	6
HOOD	CHET	Back	1	D	-1		1		\$10	2	1	1.5	1	1
HOYT	GREGORY	Back	13	A					\$20	13	12	11.7	14	12
HUNT	DAVID	Back	8	C	-5		3		\$120	8	7	5.6	11	7
HUNT	STEVEN	Back	11	A					\$0	11	10	9.7	10	13
JENSEN	RICHARD	Back	10	B	-7		3		\$50	10	9	7.4	9	12
JEZOWSKI	JIM	Front	4	C	EVEN			4	\$40	4	3	3.9	4	4

HILLVIEW SENIOR MEN'S GOLF LEAGUE																
<div><div></div><div><div>NEXT LUNCHEON SEPTEMBER 17</div><div>39th SEASON</div><div></div></div></div>																
MEMBERS		ROUND 18 TEE-TIME LIST SCHEDULED NINE	ROUND 17 RESULTS ---- 8/27/25					HISTORY								
					Points over Old Quota		Points Scored		Won in 2025 **	Old Quota	Minimum Point Score***	Average Point Score****	Last 3 Scores Adjstd Pts Recent->			
			New Quota*	Assigned Flight			Front	Back								
						WINNERS										
JOSEPHSON	BILL	Back	8	C		A Back \$20			\$90	8	7	5.5	6	10	7	
KAES	OTTO	Front	9	B	-1			8	\$30	9	8	7.2	7	10	8	
KASPZAK	KENNETH	Back	4	B	-2		2		\$50	4	3	3.9	4	3	3	
KLOCKOW	DENNIS	Front	2	D					\$0	2	1	1.2	1	1	3	
KWIATKOWSKI	CHESTER A	Back	9	A	-5		4		\$40	9	8	7.4	11	10	8	
LAMONTAGNE	HENRY	Back	9	B	-4		5		\$30	9	8	6.2	11	8	8	
LANKOWSKI	JAN	Back	2	D	EVEN		2		\$40	2	1	1.5	1	3	2	
LAQUIDARA	PETER	Front	12	A					\$80	12	11	9.9	11	11	14	
LARSON	GEORGE	Front	11	A	+5			14	\$40	9	8	8.8	10	9	14	
LASCOLA	MATT	Front	11	A	+2			12	\$50	10	9	9.1	11	9	12	
LINEHAN	JEFF	Front	4	D				\$0	4	3	3.5	5	4	3		
LOCKE	CHARLES	Front	6	B	EVEN		6	\$50	6	5	5.5	7	5	6		
LOGSDON	PHIL	Front	5	B	EVEN		5	\$110	5	4	4.1	4	6	5		
LONGO	ERNIE	Back	5	C				\$20	5	4	3.9	3	3	7		
MACARTHUR	KEN		4	C				\$0	4	3	3.4	4	4	3		
MACDONALD	JOHN	Back	11	A	+1	B Back \$10	12	\$0	11	10	10.9	11	10	12		
MACDONALD	LEONARD	Back	6	B	+2		7		\$10	5	4	4.5	6	4	7	
MACISAAC	DAN	Back	2	D					\$40	2	1	1.7	3	2	2	
MAGUIRE	CHARLES	Back	7	C					\$50	7	6	5.7	6	7	9	
MAILLET	GARY	Front	4	C	-1			3	\$10	4	3	3.6	4	4	3	
MARCHESE	JAMES	Back	2	D					\$10	2	1	1.7	2	2	1	
MARRIER	PAUL	Back	11	A	EVEN		12		\$80	12	11	10.3	12	11	12	
MAZUR	DAVE	Back	4	C					\$0	4	3	3.7	5	5	3	
MCCORMICK	JOHN	Front	8	B					\$30	8	7	7.1	8	8	8	
MCKALLAGAT	SHAWN	Front	8	B	+1			9	\$70	8	7	7.0	9	8	9	
MCQUILKIN	JACK	Back	6	C	-2	B Front \$20	5		\$60	7	6	5.2	7	6	6	
MERCURI	RAYMOND	Back	7	B	+3		9		\$40	6	5	5.1	8	7	9	
MERKEL	DAVID	Back	8	B	-5		3		\$10	8	7	6.0	9	7	7	
MILOTTE	ROBERT	Front	6	C	-3			3	\$60	6	5	3.9	8	5	5	
MULCAHY	BILL	Back	10	A	-2		8		\$30	10	9	8.5	12	9	9	
MURPHY	JAMES	Back	9	A	-6		3		\$30	9	8	6.7	8	11	8	
MURPHY	WILLIAM	Back	2	D	+2		D Front \$10	3		\$60	1	0	1.5	1	1	3
NESTOR	PETER	Front	7	B	EVEN				7	\$50	7	6	4.3	4	9	7
NICHOLS	KEVIN	Front	12	A	-1				12	\$90	13	12	11.1	12	12	12
NICIEWSKY	ROSS	Back	9	B	EVEN			9		\$70	9	8	6.9	12	10	9
NOBLE	FRANK	Front	4	C	-2			3	\$50	5	4	3.6	4	4	4	
NORTON	ANDY	Front	6	D	-2			4	\$160	6	5	3.5	9	5	5	
NYE	RAYMOND	Front	6	C	+1			7	\$0	6	5	4.9	5	5	7	
O'CONNELL	ROC	Back	11	B	EVEN	10			\$80	10	9	7.0	14	9	10	
O'KEEFE	RON	Back	8	A	-4	4			\$20	8	7	6.7	10	7	7	
OLIVER	SCOTT	Front	9	A	+1			10	\$20	9	8	7.2	8	8	10	
PANTALEO	JACK	Front	5	C				\$10	5	4	4.4	5	6	5		
PAONE	FRANK	Back	4	C	-2	2		\$20	4	3	3.8	4	4	3		
PENNY	AL	Back	7	B				\$0	7	6	6.0	7	6	6		
PETERS	REGGIE	Front	5	D	-3		2	\$40	5	4	3.2	4	6	4		
PITHIS	STEVEN	Front	11	A	+5	A Back \$20		14	\$90	9	8	7.7	11	9	14	
POORE	LARRY	Back	7	B	-5		2		\$10	7	6	5.1	9	6	6	
POPP	HAROLD	Front	8	B	-2			6	\$60	8	7	7.3	8	7	7	
PORTER	GLENN	Front	6	B					\$0	6	5	5.8	6	5	7	

## HILLVIEW SENIOR MEN'S GOLF LEAGUE

NEXT LUNCHEON SEPTEMBER 17

39th SEASON

MEMBERS		ROUND 18 TEE-TIME LIST SCHEDULED NINE	ROUND 17 RESULTS ---- 8/27/25				HISTORY						
					Points over Old Quota		Points Scored		Won in 2025 **	Old Quota	Minimum Point Score***	Average Point Score****	Last 3 Scores Adjstd Pts Recent->
			New Quota*	Assigned Flight			Front	Back					
						<b>WINNERS</b>							
QUIMBY	FRANK	Back	8	B	-4		4		\$90	8	7	6.7	7 10 7
QUINN	PHIL	Front	8	C	-1			7	\$70	8	7	5.8	10 7 7
REED	DOUG	Front	6	D	EVEN			7	\$50	7	6	4.8	8 6 7
REGO	RICHARD	Back	6	B	-3		3		\$20	6	5	5.2	6 5 5
REDA	FRANK	Back	4	D	-3		1		\$10	4	3	2.2	5 3 3
RIESENBERG	DON	Front	6	B	-1			5	\$0	6	5	5.2	7 5 5
RODENHISER	AL	Back	5	C	+1	C Front \$10	6		\$10	5	4	4.4	6 5 6
ROSS	GEORGE	Back	10	A	-5		5		\$80	10	9	7.5	12 9 9
SANTOSUOSSO	FREDDY	Front	7	B					\$40	7	6	6.0	8 6 6
SAVAGEAU	RONALD		0	D					\$0	0	0	0.6	0 0 0
SCANLON	LEO	Front	8	B	-2			6	\$10	8	7	7.1	9 8 7
SEREVITCH	JAMES	Front	9	A					\$90	9	8	7.3	6 9 11
SHAW	JOHN	Front	2	D	+1			2	\$0	1	0	1.5	1 1 2
SIMMONS	GARY	Front	9	C	EVEN			8	\$90	8	7	6.1	6 11 8
SMITH	ED	Front	13	A					\$100	13	12	10.3	15 14 12
SMITH	PAUL	Back	5	D	EVEN		5		\$90	5	4	3.3	7 5 5
SNOW	GEORGE	Front	9	A	-2			8	\$20	10	9	8.4	9 9 9
STACK	GEORGE	Back	6	C					\$70	6	5	4.5	6 6 8
STRANDBERG	ROBERT	Front	10	A	+2			11	\$50	9	8	8.2	10 9 11
STRATTON	RICHARD	Front	7	B	+1	B Back \$10	8		\$20	7	6	6.1	7 8 8
SULLIVAN	BILL	Front	10	A	EVEN			10	\$20	10	9	10.4	10 10 10
SULLIVAN	DANIEL	Front	9	A					\$50	9	8	8.3	9 9 8
SWANSON	CARL	Back	6	C	-2		4		\$30	6	5	5.0	6 7 5
TALBOT	WALTER	Back	2	D	-1		1		\$50	2	1	1.3	1 3 1
TAMMARO	FRANK	Front	7	C	+2			9	\$40	7	6	5.5	8 6 9
TAYLOR	JAMES	Front	11	A					\$40	11	10	10.2	11 10 10
TRICCA	CARL	Back	4	C	-1		3		\$30	4	3	3.9	4 4 3
TRUITT	DON	Back	7	A	+2	A Front \$20	8		\$40	6	5	6.1	6 6 8
TSAKOS	NICK	Front	6	C	-1			5	\$30	6	5	4.5	4 7 5
WALDEN	GEORGE	Back	4	C	-2		3		\$10	5	4	4.0	4 4 4
WALL	FRANK	Front	5	C	-1			5	\$40	6	5	4.6	5 5 5
WALSH	TOM	Back	7	A					\$50	7	6	7.0	7 7 7
WARD	CHARLES	Back	5	C					\$10	5	4	4.0	6 4 4
WEINER	LAWRENCE	Front	3	C	-2			1	\$70	3	2	2.7	3 2 2
WILLIAMS	BOB	Front	5	C					\$20	5	4	4.5	5 5 6
WITT	FRANK	Front	1	D	-1			0	\$0	1	0	0.7	1 0 0
YOUNG	COLIN	Back	11	A	-2		9		\$80	11	10	8.6	9 14 10
									\$0				
									\$0				
									\$0				

ROUND 17		SCHEDULED ON		NEW MEMBERS	
PLAYED FRONT NINE	71	FRONT NINE	88	TOTAL MEMBERS	25
PLAYED BACK NINE	64	BACK NINE	91		181
TOTAL PLAYERS	135	UNSCHEDULED	2	RAINOUT or OPEN DATE	0

WHITE TEE MEMBERS	52
GOLD TEE MEMBERS	129

AVERAGE QUOTA	6.5
APS OVERALL	5.4

\*NEW QUOTA = AVG(HGHST of LAST 3 SCRS + AVG PNT SCR)  
 \*FEWER THAN THREE SCORES - NO QUOTA  
 \*\*WINNINGS CAPPED AFTER MEMBER WINS \$155 OR MORE  
 \*\*\*MINIMUM POINT SCORE = OLD QUOTA MINUS 1  
 \*\*\*\*AVG PNT SCR - CUMULATIVE SINCE SEASON START  
 LAST SEASON'S VALUE UNTIL 4 ROUNDS ARE PLAYED

DQ = DISQUALIFIED	NEW QUOTA	ASSIGNED FLIGHT	WINNERS TO DATE	158	GOLF PRIZES TO DATE	370
-------------------	-----------	-----------------	-----------------	-----	---------------------	-----

TEE CHOSEN FOR SEASON	WHITE				MUST PLAY FROM WHITE TEES		YOU MUST PLAY YOUR TEE EVEN IF OTHERS IN GROUP PLAY OTHER TEE
	GOLD				MUST PLAY FROM GOLD TEES		

DQ1 Wrong Nine || DQ2 Wrong Tee || DQ3 Wrong Scorecard Side || DQ4 No Full Last Names || DQ5 Missing Date or Signatures || DQ6 Other

## IF OTHERS ARE WAITING

## AND NO POINTS ARE

## POSSIBLE, PLEASE PICK UP



ROUND 17 WINNERS		
<div>★ ★ ★ ★ ★</div> <div>FLIGHT A</div> <div>45 MEMBERS</div> <div>★ ★ ★ ★ ★</div>	FRONT NINE	BACK NINE
	19 MEMBERS PLAYED +2 WON \$20 WAYNE FISHER \$20 DON TRUITT \$20	12 MEMBERS PLAYED +5 WON \$20 GEORGE LARSON \$20 STEVEN PITHIS \$20
<div>★ ★ ★ ★ ★</div> <div>FLIGHT B</div> <div>45 MEMBERS</div> <div>★ ★ ★ ★ ★</div>	19 MEMBERS PLAYED +3 WON \$20 DAVE GOULD \$20 RAYMOND MERCURI \$20	20 MEMBERS PLAYED +2 WON \$40 +1 WON \$10 BOB AMERAULT \$40 CARLO BESSONE \$10 DON HARVEY \$10 SHAWN MCKALLAGAT \$10 RICHARD STRATTON \$10
<div>★ ★ ★ ★ ★</div> <div>FLIGHT C</div> <div>46 MEMBERS</div> <div>★ ★ ★ ★ ★</div>	17 MEMBERS PLAYED +3 WON \$40 +1 WON \$10 ARTHUR BOTELHO \$10 JIM BUCKLEY \$10 LOU GILARDI \$40 AL RODENHISER \$10	17 MEMBERS PLAYED +5 WON \$40 +4 WON \$10 RON ASSINI \$40 RON HENDERSON \$10
<div>★ ★ ★ ★ ★</div> <div>FLIGHT D</div> <div>45 MEMBERS</div> <div>★ ★ ★ ★ ★</div>	16 MEMBERS PLAYED +3 WON \$40 +2 WON \$10 RAY FITZGERALD \$40 WILLIAM MURPHY \$10	15 MEMBERS PLAYED +4 WON \$40 +3 WON \$10 PAUL DENARO \$10 TERRY HAHN \$40
<div>★ ★ ★ ★ ★</div>	AUGUST 27, 2025	39th SEASON
	153 OUT OF 181 MEMBERS PLAYED >=50% OF ROUNDS	
	87% (158) OF MEMBERS WON 370 GOLF PRIZES	



**IF OTHERS ARE WAITING**  
**AND NO POINTS ARE**  
**POSSIBLE, PLEASE PICK UP**



**LEAGUE STATISTICS**  
**AFTER 17 ROUNDS OF PLAY**

**TABLE 1**  
**2025 SEASON - RESULTS AFTER 17 ROUNDS OF PLAY**

	Number of Players		Percent		\$	\$	\$ Won	\$ Won			
	Members (New)	Average	Winners	Winners	Allocated	Won	per Member	per Winner	Max \$ Won	Over "Limit"	Percent Attendance
Flight A	45 (6)	35	41	91%	\$1,938	\$2,010	\$45	\$49	\$100	0	78%
Flight B	45 (7)	34	40	89%	\$1,938	\$1,930	\$43	\$48	\$110	0	75%
Flight C	46 (6)	32	42	91%	\$1,938	\$1,940	\$42	\$46	\$120	0	70%
Flight D	45 (6)	28	35	78%	\$1,938	\$1,620	\$36	\$46	\$160	1	62%
<b>Total</b>	<b>181 (25)</b>	<b>129</b>	<b>158</b>	<b>87%</b>	<b>\$7,752</b>	<b>\$7,500</b>	<b>\$41</b>	<b>\$47</b>	<b>\$160</b>	<b>1</b>	<b>71%</b>

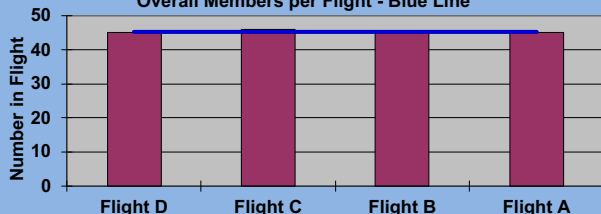
**TABLE 2**

**AVERAGE POINTS SCORED OVER QUOTA**  
Running Average      Round 17  
-0.86                      -0.68

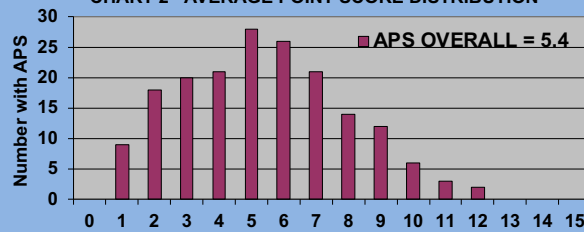
**TABLE 3**

**AVERAGE QUOTA**  
Before Play              After Play  
6.45                      6.48

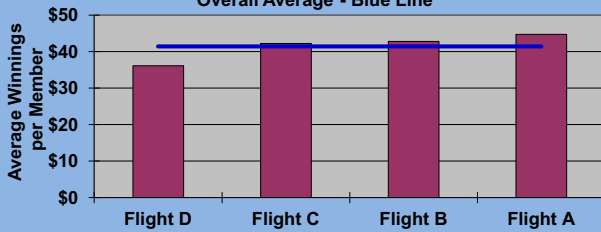
**CHART 1 - NUMBERS IN FLIGHTS**  
Overall Members per Flight - Blue Line



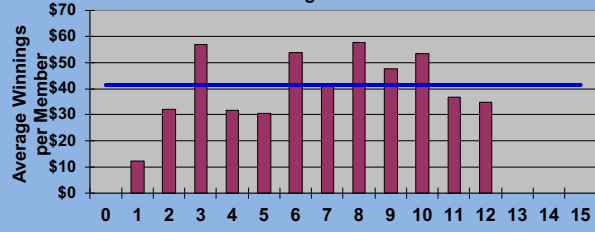
**CHART 2 - AVERAGE POINT SCORE DISTRIBUTION**



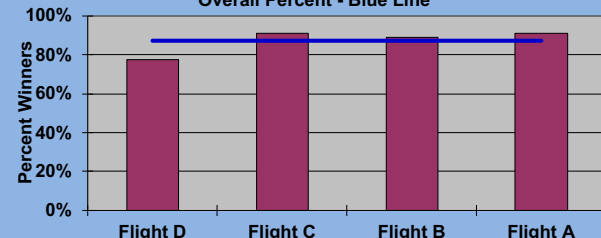
**CHART 3 - WINNINGS BY FLIGHT**  
Overall Average - Blue Line



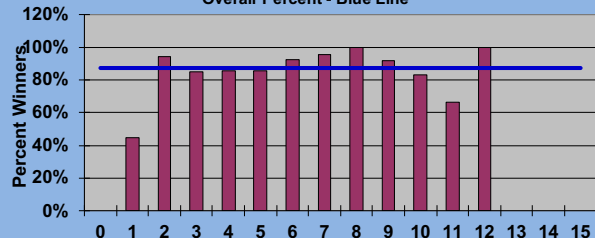
**CHART 4 - WINNINGS BY AVERAGE POINT SCORE**  
Overall Average - Blue Line



**CHART 5 - PERCENT WINNERS BY FLIGHT**  
Overall Percent - Blue Line



**CHART 6 - PERCENT WINNERS BY AVERAGE POINT SCORE**  
Overall Percent - Blue Line





IF OTHERS ARE WAITING

AND NO POINTS ARE

POSSIBLE, PLEASE PICK UP



## GOLD AND WHITE TEES COMPARISON AFTER 17 ROUNDS OF PLAY

TABLE 4  
2025 SEASON - RESULTS AFTER 17 ROUNDS OF PLAY

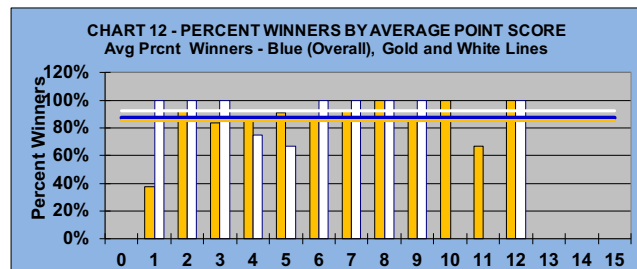
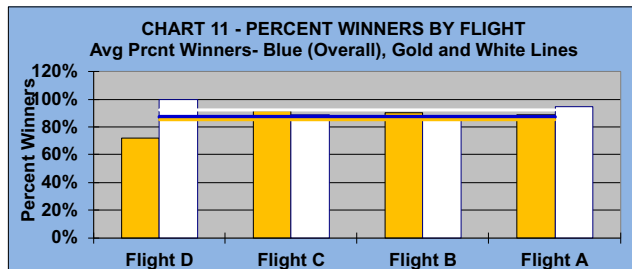
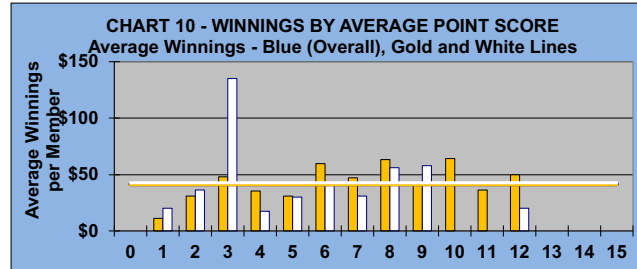
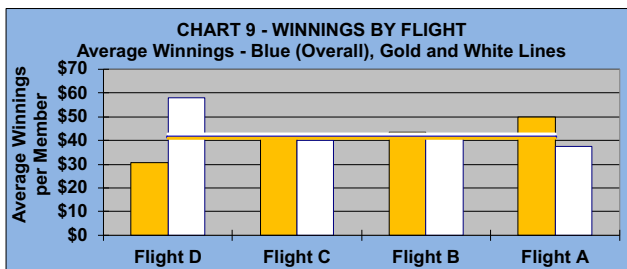
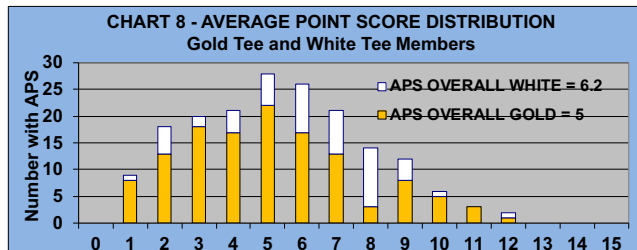
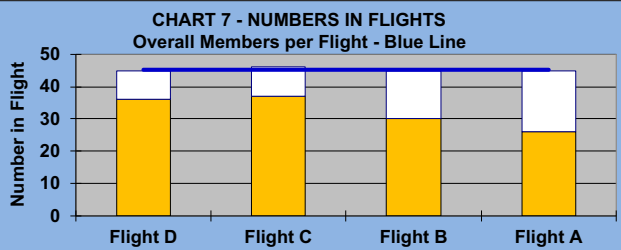
	Number of Members Who Play From		\$ Won		\$ Won per Member		Number of Winners		Percent Winners		Max \$ Won	
	Gold Tees	White Tees	Gold Tees	White Tees	Gold Tees	White Tees	Gold Tees	White Tees	Gold Tees	White Tees	Gold Tees	White Tees
Flight A	26	19	\$1,300	\$710	\$50	\$37	23	18	88%	95%	\$100	\$100
Flight B	30	15	\$1,300	\$630	\$43	\$42	27	13	90%	87%	\$110	\$100
Flight C	37	9	\$1,580	\$360	\$43	\$40	34	8	92%	89%	\$120	\$80
Flight D	36	9	\$1,100	\$520	\$31	\$58	26	9	72%	100%	\$90	\$160
Total	129	52	\$5,280	\$2,220	\$41	\$43	110	48	85%	92%	\$120	\$160

TABLE 5

AVERAGE POINTS SCORED OVER QUOTA	
Gold Tees	White Tees
-0.58	-0.95

TABLE 6

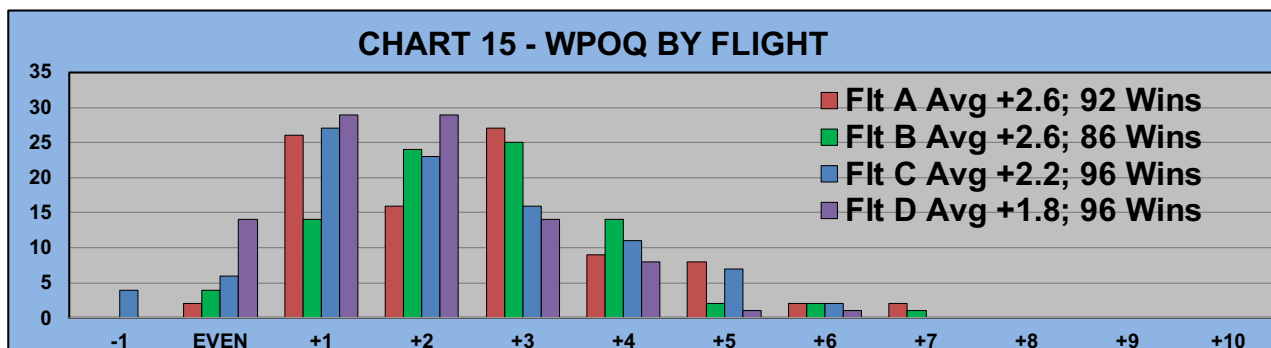
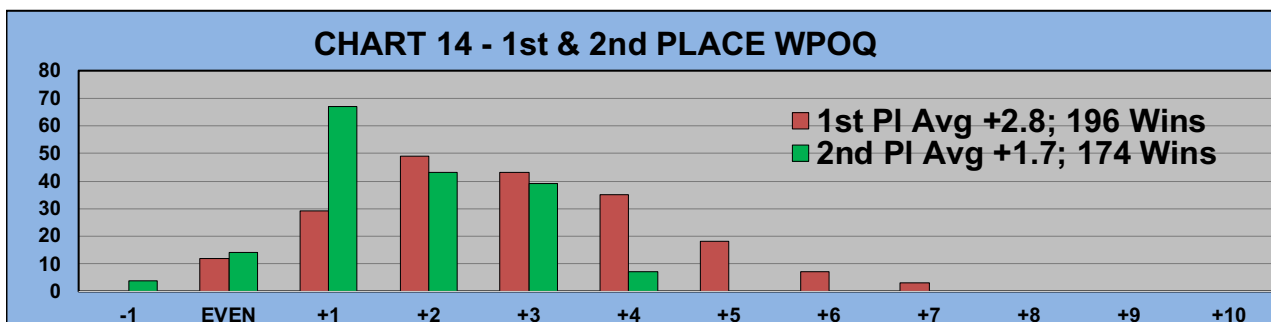
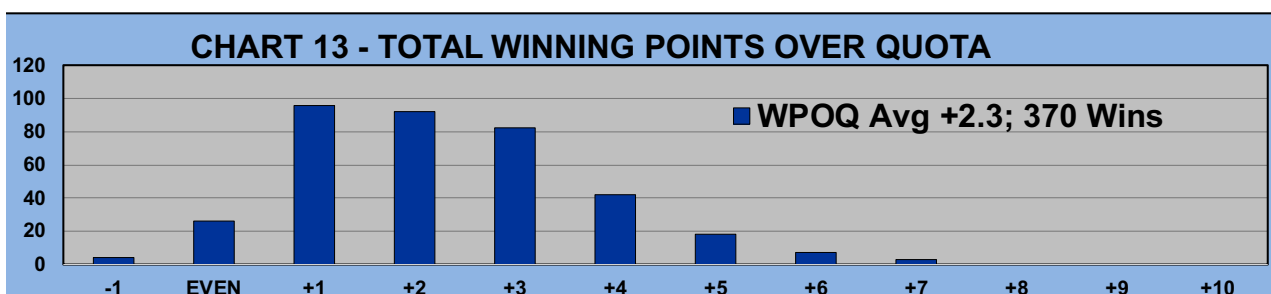
AVERAGE QUOTA	
Gold Tees	White Tees
6.13	7.35



## WINNING POINTS OVER QUOTA (WPOQ)



AFTER 17 ROUNDS OF PLAY







# WINNING POINTS OVER QUOTA (WPOQ)



AFTER 17 ROUNDS OF PLAY

